

Investment Aim

The Fund aims to achieve long-term growth and income

First Trading Date

06th April 2017

Base Currency

EUR

Price as at 31st August 2020

Distributor Share Class: 0.5003
Accumulator Share Class: 0.5128

Legal Status

Malta Registered SICAV with UCITS status

Fund Manager

Jesmond Mizzi Financial Advisors Limited

Distribution Dates*

28 February
31 May
31 August
30 November

Distribution Yield**

0.45%

Share Class

| | |
|-----------------------------|--------------|
| Distributor EUR share class | ISIN |
| Accumulator EUR share class | MT7000018594 |
| | MT7000018586 |

Fund Size

13.41m EUR

Number of Holdings

138

Percentage of Top Ten Holdings***

35.51%



Key Facts

The Fund aims to achieve capital growth and income from a diversified portfolio of investments.

The Fund invests primarily in equity of companies in any country.

The Fund may also invest to a limited extent in bonds, units of collective investment schemes, exchange traded funds, products which qualify as transferable securities, but which are packaged around a number of underlying securities, from which they derive their value ('FDIs'), deposits and money market instruments. The Fund may invest in companies of any market capitalization. The Fund may invest in emerging markets although it will focus on developed markets. The Fund Manager has absolute discretion to decide the investment type, geographical area, economic sector or issuer of investments, subject to applicable restrictions.

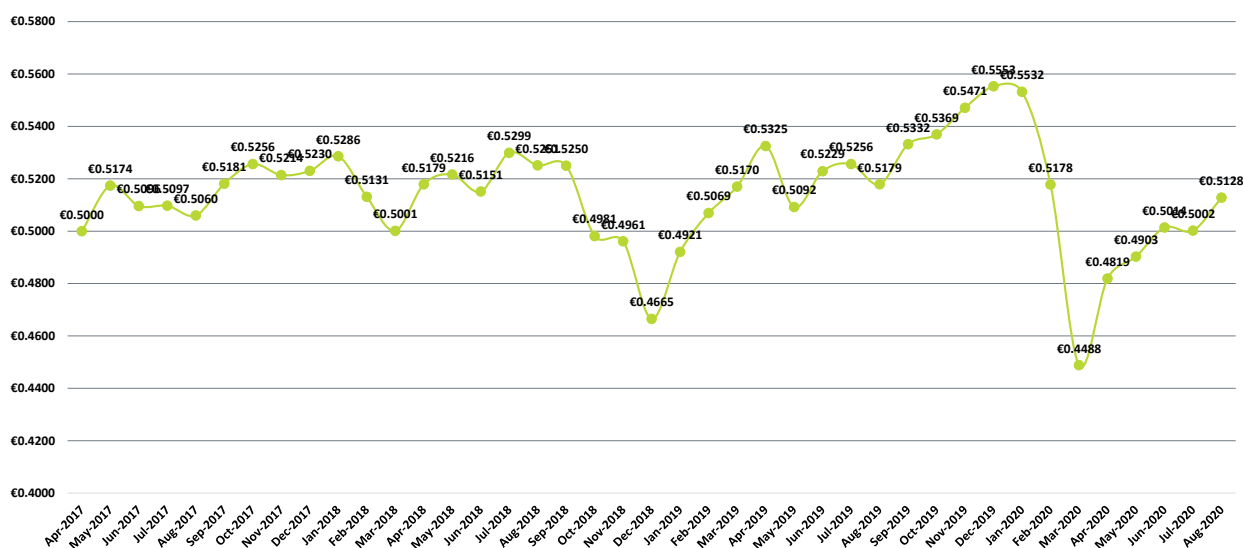
The Fund's investments will be in Euro although investments may also be exposed to other foreign currencies.

The Fund has no reference to a benchmark.

The Fund may also invest directly in FDIs for hedging / efficient portfolio management purposes and may also employ other techniques and instruments (apart from those concerning the use of FDIs) relating to transferables securities and money market instruments for the purpose of efficient portfolio management, subject to applicable restrictions.

The Fund is suitable as a long term investment.

Performance Since Inception - Acc. Share Class



*The frequency of payment may vary and is not guaranteed.

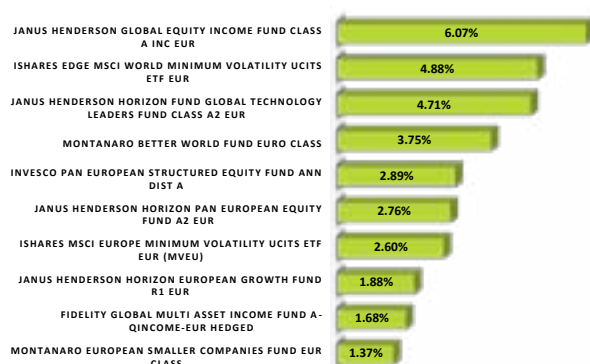
**The Distribution Yield is based on a snapshot of the investment portfolio as at end of month which is not guaranteed, and may fluctuate.

***Excluding cash balance

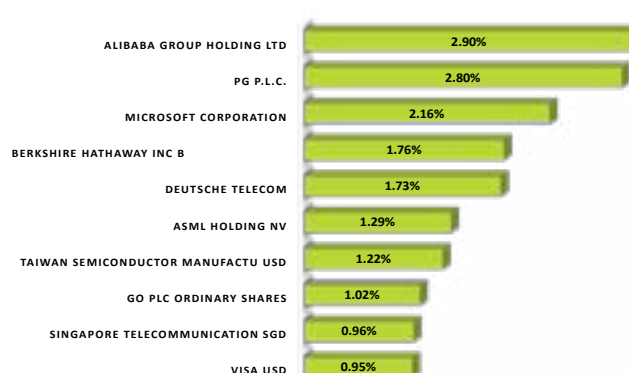
Performance

| | 1 MONTH | 3 MONTHS | 6 MONTHS | YEAR TO DATE | 1 YEAR | SINCE INCEPTION | 1YR SHARPE RATIO |
|------|---------|----------|----------|--------------|--------|-----------------|------------------|
| FUND | 2.52% | 4.59% | -0.97% | -7.65% | -0.98% | 2.66% | -0.04 |

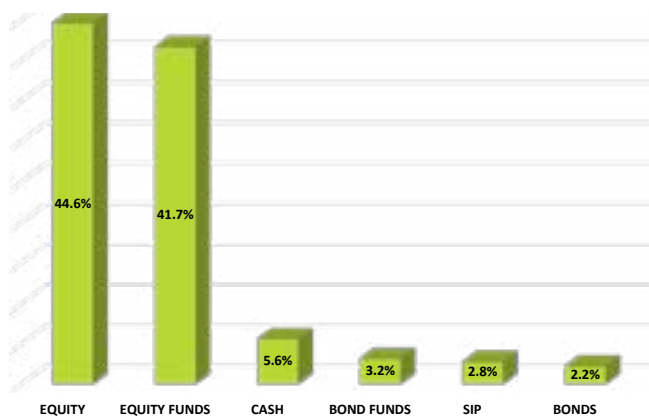
Top 10 Funds



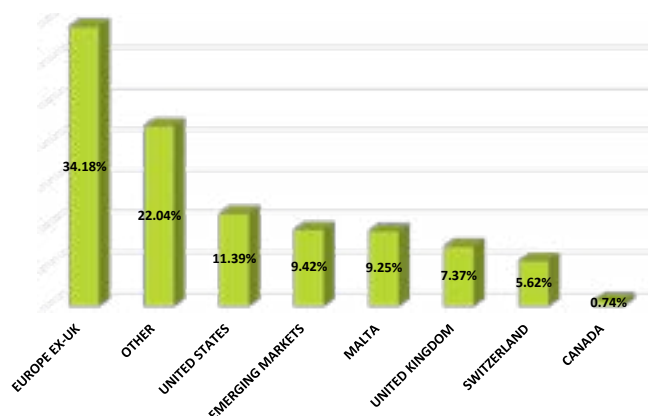
Top 10 Shares



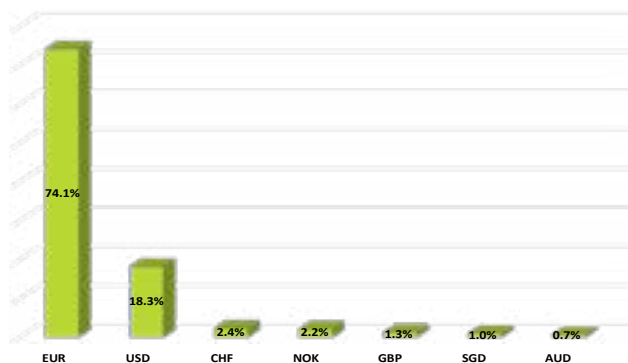
Asset Class Breakdown



Region Breakdown



Currency Exposure



Contact:

Merill SICAV plc
1/2, St. Joseph High Street, Hamrun
HMR1019

website:

www.merillfunds.com
Tel: +356 21224410 Fax: +356 21223810