

MERILL

Strategic Balanced Fund

Fact Sheet - 30th September 2024



Key Facts

Investment Aim: The fund aims to achieve long-term growth and income. The fund has no reference to a specific benchmark.

Asset Classes: The Fund aims to achieve its investment objective in Transferable Securities primarily in income debt securities and similar securities as well as in Money Market Instruments.

Fund Type: The fund is an open-ended collective investment scheme, organized as a multi-fund, public limited liability investment company.

Further Reading: More information is available in the Key Information Document (KID) and Prospectus.

Fund Managers:

Dr. Mark Azzopardi, DBA (EU Business School), MA Finance (Webster), B Com (Melit.)

Mr. Marc El-Lazidi, MSc Quantitative Economy (University of Geneva), CAIA (Amherst, US)

Fund Details

Inception Date: 14th October 2019

Base Currency: USD

Fund Manager: Jesmond Mizzi Financial Advisors Limited

Legal Status: Malta Registered SICAV with UCITS status

Minimum Investment - \$ 125'000

Fund Characteristics

Fund Size: 30.07m USD

Number of Holdings: 107

Percentage of Top Ten Holdings:** 25.21%

Yield to Worst*: 4.96%

Modified OA Duration*: 4.54%

Weighted Average Composite Rating*: A

Key Information

Share Class	Accumulator
ISIN	MT7000026423
CCY	USD
Price*	1.0160
Dist. Yield	-
Management Fees	1.50%

* Prices as at 30/09/2024

Performance Since Inception

	January	February	March	April	May	June	July	August	September	October	November	December	Full Year/YTD
2024	0.08%	-0.23%	1.06%	-1.56%	1.77%	0.40%	1.61%	1.45%	1.35%				6.03%
2023	3.09%	-1.77%	-0.41%	0.95%	-1.47%	1.06%	1.73%	-0.9%	-1.64%	-1.18%	3.98%	3.20%	6.57%
2022	-2.59%	-2.38%	0.65%	-4.92%	-0.83%	-5.51%	2.74%	-1.34%	-5.42%	0.98%	4.20%	0.89%	-13.21%
2021	-0.28%	-1.64%	-1.07%	2.34%	0.98%	-0.51%	0.35%	0.37%	-2.52%	2.57%	-0.03%	2.17%	-0.41%
2020	0.85%	-0.21%	-6.91%	2.96%	1.39%	1.29%	3.13%	0.90%	-1.29%	-0.82%	0.02%	0.99%	4.15%
2019	-	-	-	-	-	-	-	-	-	-0.01%	-0.15%	0.06%	-0.10%

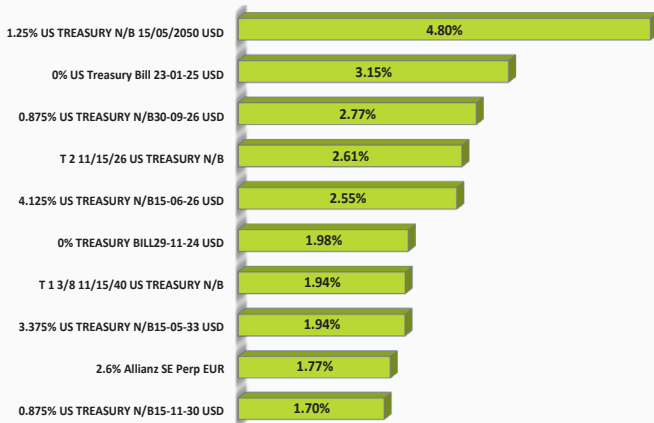
*Bloomberg Indications

**Excluding cash balance

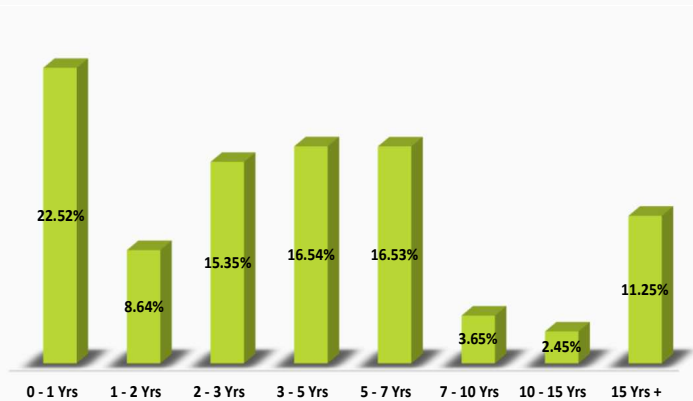
Performance

	1 MONTH	3 MONTHS	6 MONTHS	YEAR TO DATE	1 YEAR	3 YEAR	5 YEAR	SINCE INCEPTION
FUND	1.35%	4.47%	5.08%	6.03%	12.43%	-1.32%	-	1.62%

Top 10 Bonds

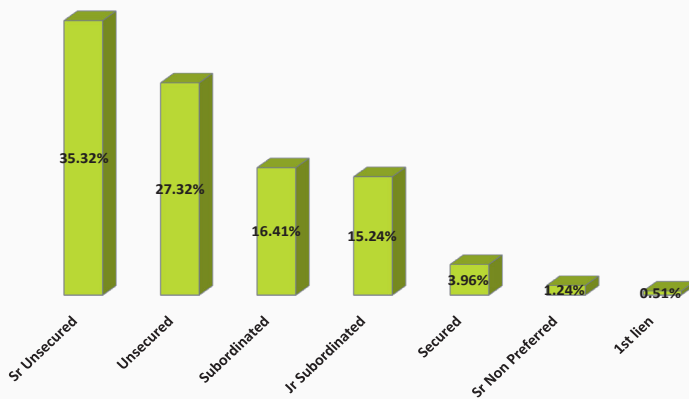


Duration Breakdown*

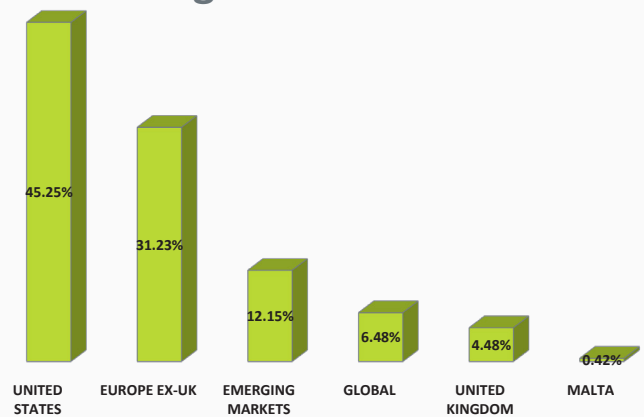


*Bloomberg Indications


Seniority Breakdown



Region Breakdown



Currency Exposure



Credit Quality of FI Holdings (%):

AAA	1.5
AA	28.7
A	22.3
BBB	27.1
BB	6.7
B	0.7
Non Rated	13.1

The value of the investment may fall as well as rise and currency and market fluctuations may also affect the value of the investment. Any initial charges that may apply, may lower the amount invested and the amount received upon redemptions. Investments should be based on the full details of the Prospectus and Key Information Document which may be obtained from Jesmond Mizzi Financial Advisors Limited of 67, Level 3, South Street, Valletta, VLT 1105, Malta which is licensed to provide investment services in Malta under the Investment Services Act by the MFSA of Mdina Road, Zone 1, Central Business District, B'Kara CBD 1010. The Merill Strategic Balanced Fund is a subfund of Merill SICAV plc of 1/2, St. Joseph High Street, Hamrun, HMR 1019, Malta which is licensed by the MFSA. This fact sheet has been issued by Merill SICAV plc. The current document is intended for information purposes only and shall not be used as an offer to buy and/or sell shares. Distribution in Switzerland is permitted to qualified investors only pursuant to paragraph 10 of the Collective Investment Schemes Act (CISA). The representative in Switzerland is LLB Swiss Investment AG, Claridenstrasse 20, 8002 Zürich, whilst the paying agent in Switzerland is Swissquote Bank SA, Chemin de la Crétaux 33, 1196 Gland. The basic documents of the Funds such as the Prospectus, the Key Information Document, Management Regulations, as well as the Annual and Semi-annual Reports may be obtained free of charge from the representative in Switzerland.