

MERILL

Total Return Income Fund

Fact Sheet - 31st December 2024



Key Facts

Investment Aim: The fund aims to achieve long-term growth and income. The fund has no reference to a specific benchmark.

Asset Classes: The fund primarily invests in investment grade bonds and other debt securities and money market instruments. The fund may also allocate a limited portion of its assets to equities, collective investment schemes (CISs), exchange-traded funds (ETFs), deposits and other transferable securities.

Fund Type: The fund is an open-ended collective investment scheme, organized as a multi-fund, public limited liability investment company.

Further Reading: More information is available in the Key Information Document (KID) and Prospectus.

Fund Managers:

Dr. Mark Azzopardi, DBA (EU Business School), MA Finance (Webster), B Com (Melit.)

Mr. Marc El-Lazidi, MSc Quantitative Economy (University of Geneva), CAIA (Amherst, US)

Fund Details

Inception Date: 15th February 2016

Base Currency: EUR

Fund Manager: Jesmond Mizzi Financial Advisors Limited

Legal Status: Malta Registered SICAV with UCITS status

SFDR Category³: Article 8

Fund Characteristics

Fund Size: 43.98m EUR

Holdings: 185

Percentage of Top Ten Holdings¹: 15.25%

Distribution Dates²:

28 Feb, 31 May, 31 Aug, 30 Nov



Key Information

Share Class	Distributor	Accumulator A1	Accumulator A2
ISIN	MT7000015020	MT7000015012	MT7000031522
CCY	EUR	EUR	EUR
Price⁴	0.4877	0.5492	0.5139
Dist. Yield⁵	1.34%	-	-
Management Fees	1.00%	0.75%	0.30%

Performance Since Inception - Acc. Share Class

	January	February	March	April	May	June	July	August	September	October	November	December	Full Year/YTD
2024	0.31%	-0.29%	1.17%	-0.68%	0.61%	0.40%	1.45%	0.56%	1.00%	-0.62%	1.57%	-0.40%	5.15%
2023	2.09%	-1.02%	-0.06%	0.83%	-0.36%	0.36%	0.94%	-0.32%	-1.05%	-1.08%	3.04%	2.79%	6.22%
2022	-2.14%	-4.26%	-0.30%	-2.50%	-1.16%	-4.63%	4.29%	-2.37%	-4.33%	0.01%	2.83%	-1.99%	-15.03%
2021	-0.11%	-0.65%	1.41%	0.82%	-0.21%	1.08%	1.07%	0.81%	-1.15%	0.37%	-0.62%	0.92%	3.77%
2020	0.91%	-1.15%	-7.80%	2.96%	0.60%	1.11%	0.37%	-0.04%	-0.07%	-0.78%	3.19%	0.87%	-0.27%
2019	2.26%	1.04%	1.30%	1.13%	-0.24%	1.68%	0.79%	0.76%	0.78%	-0.23%	-0.11%	0.52%	10.08%
2018	0.06%	-1.35%	-0.42%	0.90%	-0.59%	-0.34%	1.11%	-0.74%	0.00%	-1.54%	-0.60%	-1.40%	-4.83%
2017	-0.83%	1.34%	-0.17%	0.25%	0.94%	-0.32%	0.17%	0.08%	0.74%	0.66%	-0.62%	0.32%	2.56%
2016	-	1.32%	1.16%	0.08%	0.31%	-0.21%	0.64%	0.79%	-0.02%	-0.40%	-0.71%	1.09%	4.10%

¹ Excluding cash balance

² The frequency of payment may vary and is not guaranteed.

³ In accordance with the Sustainable Finance Disclosure Regulation, the Fund is classified as Article 8 and promotes, among other characteristics, environmental and/or social characteristics, and invests in companies with good governance practices.

⁴ Prices as at 31st December 2024.

⁵ The Distribution Yield is based on a snapshot of the investment portfolio as at end of month which is not guaranteed, and may fluctuate.

MERILL

Total Return Income Fund


Fact Sheet - 31st December 2024



Performance

	1 MONTH	3 MONTHS	6 MONTHS	YEAR TO DATE	1 YEAR	3 YEAR	5 YEAR	SINCE INCEPTION
FUND	-0.40%	0.53%	3.58%	5.15%	5.15%	-5.10%	-1.79%	9.84%
REFERENCE INDEX	-0.78%	-0.50%	1.73%	2.01%	2.01%	-6.65%	-3.51%	7.16%

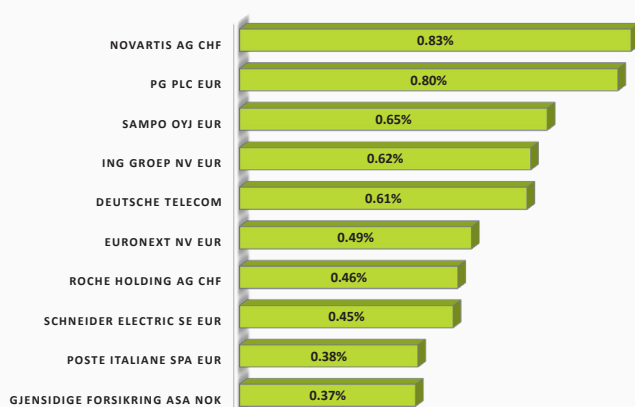
Top 10 Bonds



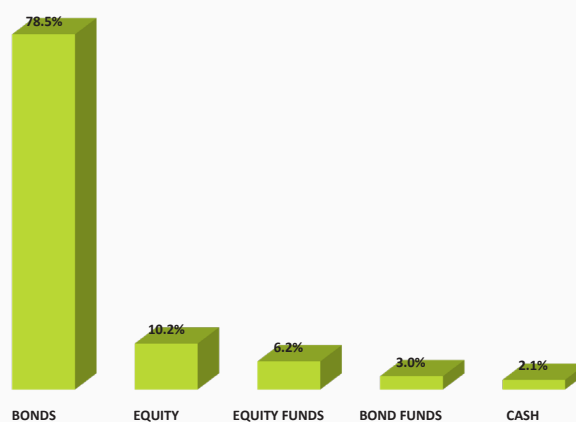
Bond Characteristics

Yield to Worst	3.67%
Years to Maturity	6.86 Yrs
Modified OA Duration	4.82%
Weighted Composite Rating	A-
*Bloomberg Indications	

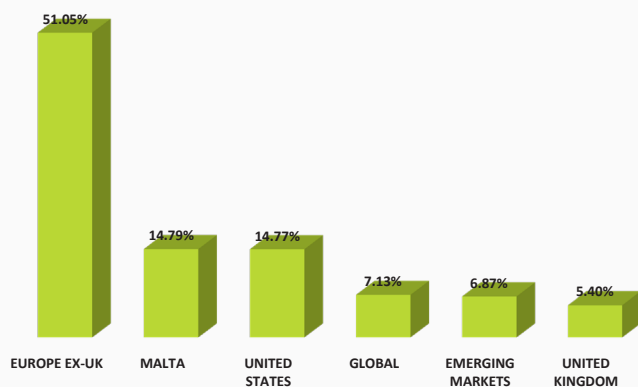
Top 10 Shares



Asset Class Breakdown



Region Breakdown



Contact:
Merill SICAV plc
1/2, St. Joseph High Street,
Hamrun HMR1019
Malta

Website:
www.merillfunds.com
Tel: +356 2122 4410

LinkedIn:
Merill Investors

YouTube:
@merilltalks

The value of the investment may fall as well as rise and currency and market fluctuations may also affect the value of the investment. Any initial charges that may apply, may lower the amount invested and the amount received upon redemptions. Investments should be based on the full details of the Prospectus and Key Information Document which may be obtained from Jesmond Mizzi Financial Advisors Limited of 67, Level 3, South Street, Valletta, VLT 1105, Malta which is licensed to provide investment services in Malta by the MFSA of Mdina Road, Zone 1, Central Business District, B'Kara CBD 1010. The Merill Total Return Income Fund is a subfund of Merill SICAV plc of 1/2, St. Joseph High Street, Hamrun, HMR 1019, Malta which is licensed by the MFSA. This fact sheet has been issued by Merill SICAV plc. The current document is intended for information purposes only and shall not be used as an offer to buy and/or sell shares. Distribution in Switzerland is permitted to qualified investors only pursuant to paragraph 10 of the Collective Investment Schemes Act (CISA). The representative in Switzerland is LLB Swiss Investment AG, Claridenstrasse 20, 8002 Zürich, whilst the paying agent in Switzerland is Swissquote Bank SA, Chemin de la Crétaux 33, 1196 Gland. The basic documents of the Funds such as the Prospectus, the Key Information Document, Management Regulations, as well as the Annual and Semi-annual Reports may be obtained free of charge from the representative in Switzerland.